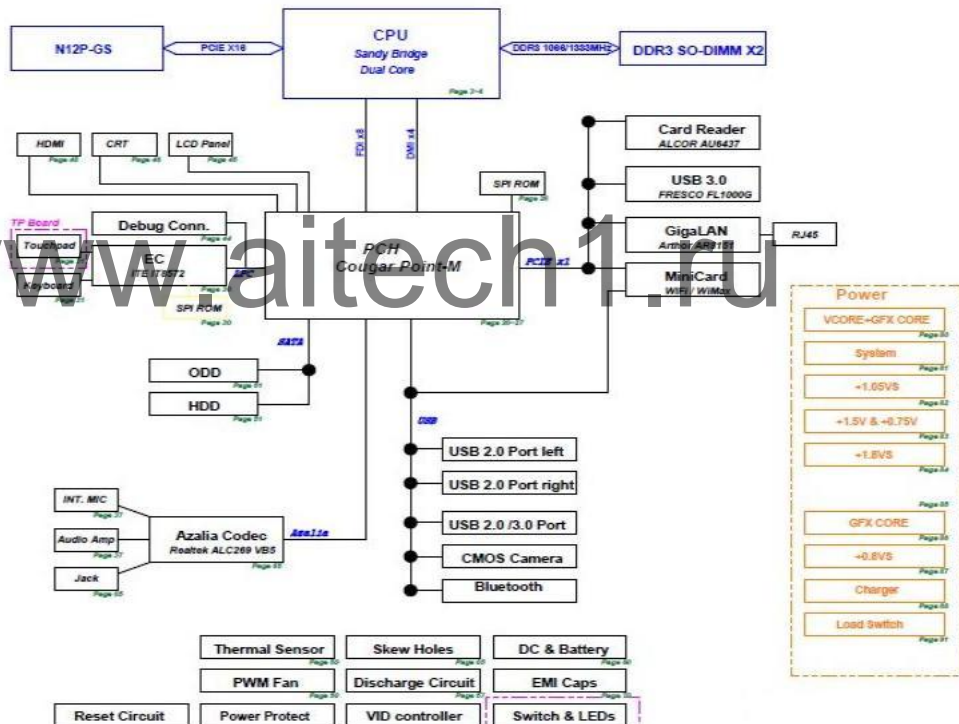


# U46E Repair Guide

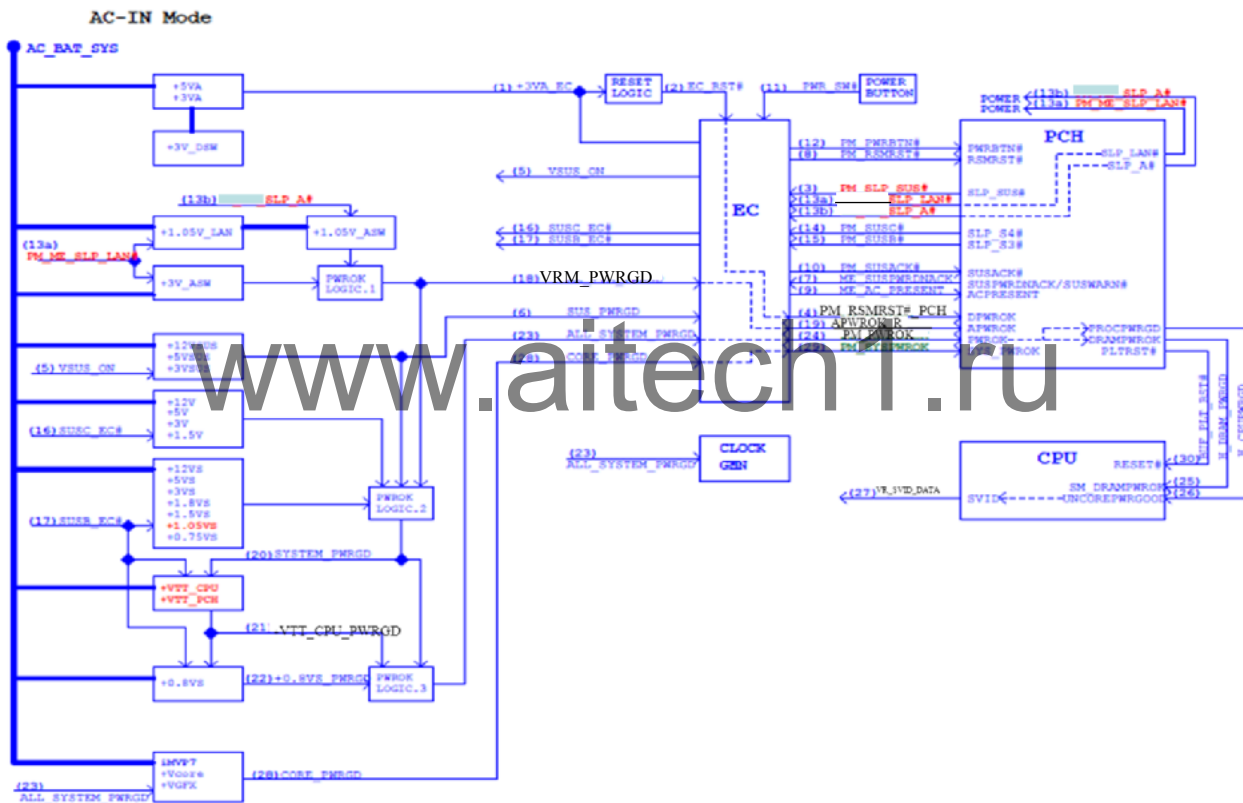
2011/5/31  
Janmouss\_chang  
CSC-GRMA

01. Block Diagram
02. System Setting
03. CPU\_DMI,PEG,FDI,CLK,MISC
04. CPU\_DDR3
05. CPU\_CFG,RSVD,GND
06. CPU\_PWR
07. CPU\_XDP
14. DIMM\_DDR3 SO-DIMM A(1)
15. DIMM\_DDR3 SO-DIMM B(1)
16. DIMM\_DDR3 SO-DIMM A(0)
17. DIMM\_DDR3 SO-DIMM B(0)
18. DIMM\_CA/DQ Voltage
19. CPU\_VID Controller
20. PCH-CPT SATA,HDA,RTC,LPC
21. PCH-CPT PCIE,CLK,SMB,PEG
22. PCH-CPT FDI,DMI,SYS\_PWR
23. PCH-CPT DP,LVDS,CRT
24. PCH-CPT PC/NVRAM,USB
25. PCH-CPT CPU,GPIO,MISC
26. PCH-CPT PWR,GND
27. PCH-CPT PWR,GND
28. PCH-CPT SPI ROM,OTH
29. CLK\_IC98LV53181
30. KBC\_I78572
31. KBC\_KB & TP
32. RST\_Reset Circuit
- 33.
- 34.
- 36.
- 37.
- 42.
43. BUG\_LPC
45. CRT\_LVDS
46. CRT\_D\_Sup
48. CRT\_HDMI
49. eSATA&USB2.0 Combo
50. FAN\_Thermal Sensor & Fan
51. XDD\_HDD & ODD CON.
- 53.
- 54.
- 56.
57. DSG\_Discharge
58. PRO\_Protect
60. BAT\_IN
61. BT\_Bluetooth
- 64.
- 65.
66. WtoB Connector DC\_BD & LID
67. WtoB Connector IO\_BD
- 68.
69. OTH\_IBEX\_XDP
70. EMI Caps
- 71.
- 72.
- 73.
- 74.
- 75.
- 76.
- 77.
78. Current Sensor I
79. Current Sensor II
80. PW\_VCORE(SL5831)
81. PW\_SYSTEM(RT8206A)
82. PWR\_IO\_VCCP\_PCH(RT8202A)
83. PW\_IO\_DDR(RT8202A-uP7711)
84. PW\_LDO -1.1V(RT8015)
85. PW\_GPU\_VDDO\_CORE(RT8202)
87. PW\_VIO -0.8V(RT8202A)
88. PW\_CHARGER(MB39A132)
91. PWR\_LOAD\_SWITCH
93. PWR\_SIGNAL
94. PWR\_Flowchart

## U44 Block Diagram




2011/5/31  
Janmous\_chang  
CSC-GRMA



# U46E Repair Guide


2011/5/31  
Janmou\_chang  
CSC-GRMA

## AC-IN Mode



# U46E Repair Guide(TOP)

2011/5/31  
Janmou\_chang  
CSC-GRMA



11.PWR\_SW#

# U46E Repair Guide(Bottom)

19.APWROK\_R

3.PM\_SLP\_SUS#

18.VRM\_PWRGD

6.SUS\_PWRGD

+3V

AC\_BAT\_SYS

28.CORE\_PWRGD

+1.05VS

+1.8VS

17.SUSB\_EC#

20.SYSTEM\_PWRGD

25.H\_DRAM\_PWRGD

23.ALL\_SYSTEM\_PWR

+0.75VS

24.PM\_PWROK

2.EC\_RST#

16.SUSC\_EC#

+12V

+12VS

+3VSUS

